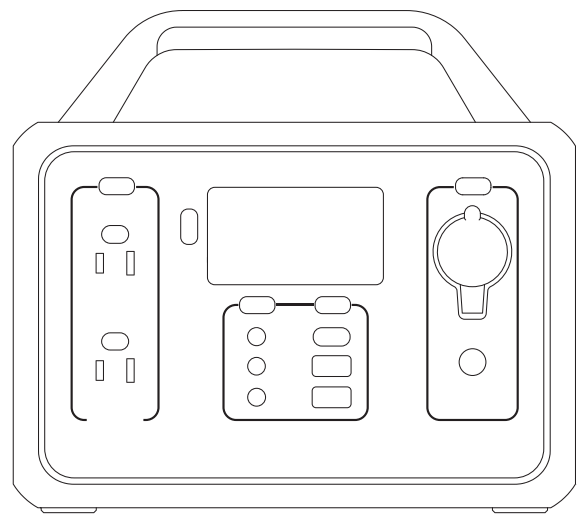


205*145mm

USER MANUAL

300W Portable Power Station
Emergency power source



Model : SGR-PPS300-2

Preface:

Thank you for purchasing our ALLWEI 300W portable power station. This portable battery station features 78000mAh and 280Wh lithium-ion battery capacity. It can be recharged by solar panel, vehicle charging and AC Wall Adapter. It is built in 2* AC outlets, 3* 12V DC output ports, 2* USB-A ports, 1* USB-C 60W, 1* DC 12V/8A outlet, 1* DC12V-24V input and LED&SOS Mode. It is compatible with most daily devices like drone, phone, laptop, light, mini cooler, mini fridge, CPAP, etc. and used in various field like tools, communication devices, home office, medical devices, lighting and home appliances. Meanwhile, it also can be used as an emergency home backup battery, especially for power outage caused by various natural disaster, such as typhoon, flood, hurricane, earthquake, forest fire, snowstorm and low-temperature etc. It is suitable for outdoor activities, camping road trip, hiking, fishing, climbing, etc. Before using it, please read this manual carefully.

Package Contents:

- 1x 300W Portable Power Station
- 1x Power Adapter
- 1x AC Power Cord-US Standard
- 1x Car Cigarette Cable
- 1x User Manual(Solar Panel is not included)



Note:

We have optimized and updated the DC input port from 6.5*3.0MM to 5.5*2.1MM input port. The 5521MM input port is compatible for most solar panels in the market. The updated 300w power station is not included the MC4 cable.

Why choose this 300W Power Station?

*280Wh, 78000mAh, Peak 600W more powerful.
*Run Time=280Wh*85%/Your Device's Watts.
*Compatible with most 18V 60W-200W solar panel, built-in MPPT Controller to charge more efficient.
*Automotive grade battery cell with battery management system(BMS).
*Multiple output ports, load up to 9 devices simultaneously.
*LCD screen display shows all battery operating status easily and timely. Charging power and required charging time are visualized.
*Charging and discharging cycles around 1500 times, DOD≥80%, ultra-safe lithium battery pack.
*Built-in 3 level brightness LED light with SOS mode.
*Multi-Protect System: short-circuit, over-current, over-voltage, low-voltage, over-load and over-heating.
*Each group output has separate switching control and separate over-current protection.

Multiple Usage:

Emergency Home Backup:

It can be used as an emergency home backup battery, especially suitable for severe weather environment and natural disaster including tphoon, flood, hurricane, earthquake, forest fire, snowstorm,etc.

Outdoor Activities:

The generator is great for RV/Van road trip, truck camping, fishing, hunting, festival, outdoor celebration, climbing, outdoor photography, enthusiast, bird watching, farming, etc.

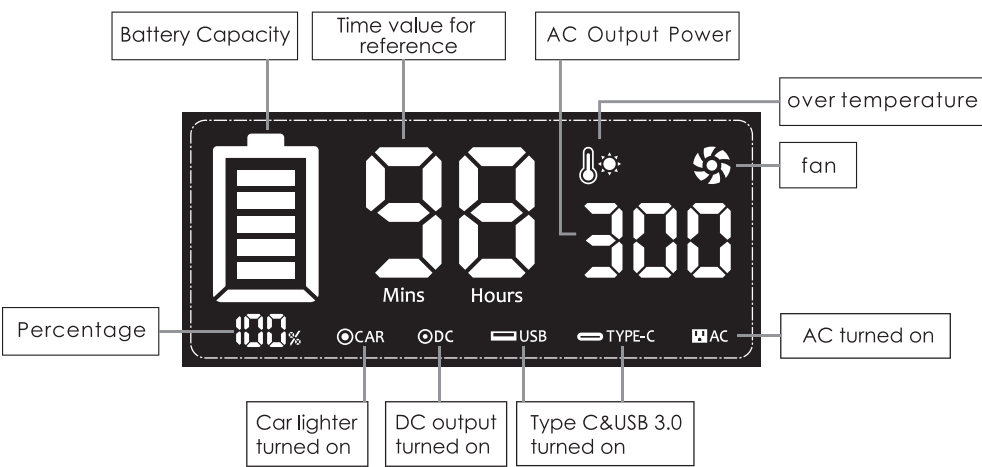
Indoor Activities:

It can meet various electricity demands for hand tools, garden tools, household appliances, mini fridge, Christmas decoration, light, printer, energy-saving lamp, phone,etc.

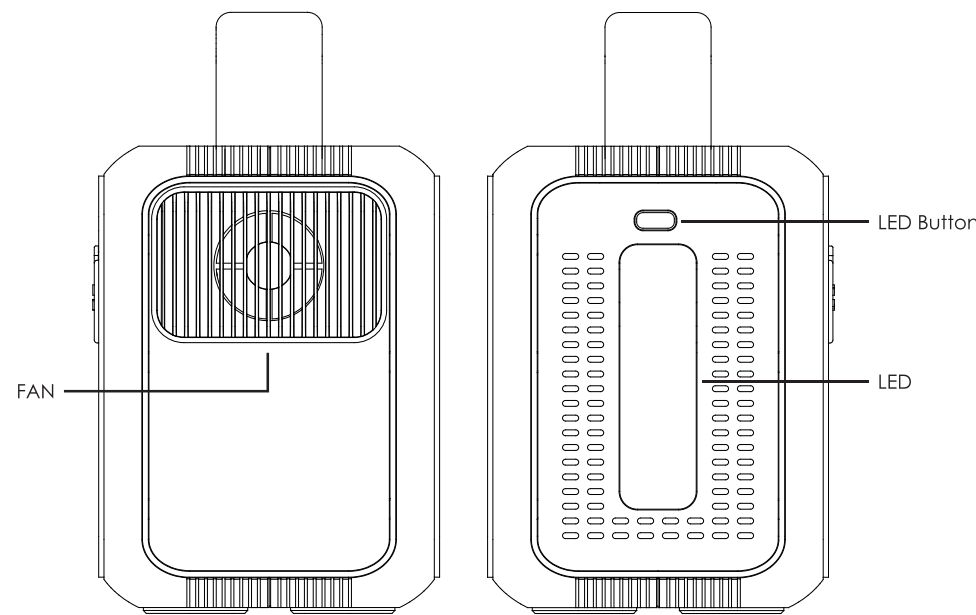
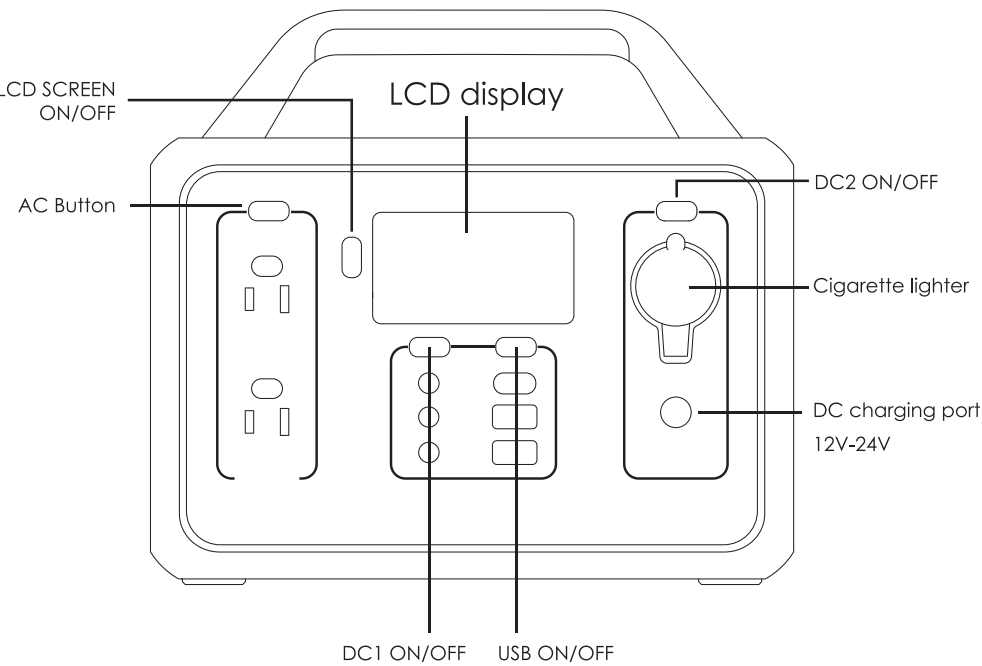
Product Parameters:

Capacity	280Wh(26Ah/10.8V)
Continuous Power	300W Max
Over-Load Protection	340W±20W
Peak Output Power	600W
Output Waveform	Pure sine wave
External Charger	AC100-240V to 19V 3.0A 57W
AC Output Voltage	AC110V±10%
Conversion Efficiency	≥85%
Low-Voltage Protection	8.5±0.5V
Over-Voltage Protection	13±0.5V
Fuse	AC4*20A DC2*20A
Overload Protection Mode	Locked,need re-start
Short-Circuit Protection Mode	Locked,need re-start
Over-Temperature Protection Mode	Locked,need re-start
USB Output	Type-C: PD60W (5V3A 9V3A 12V3A 15V3A 20V3A)
DC 12V Output	1x Cigarette Lighter/ Regulated 12V/8A MAX 3x DC Rated Output 9.0V~12.6V/3A Max
AC Plug Support	2*2-pin US AC outlet
LED*SOS Mode	2W MAX, 3 Levels (Low, Medium, High)+ SOS
Operating Temperature	32°F~95°F(0°C~35°C)
Storage Temperature	-4°F~-140°F(-20°C~60°C)
Charge While Discharge	Support
Product Size	230*120*200mm/9.06x4.72x7.87in
Net Weight	6.5 LBS

Product Diagram



NOTE:Charging time is dynamically and changes as power of connected charging devices, all the time data in this screen only for reference.



	48+ Times (for 5V mobile charge)		12 Hrs (20W energy-saving lamp)		8+ recharge (DROONE)
	6 Hrs (100W 13")		3.4 Hrs (32" LCD TV)		4.1 Hrs (50W Mini Refrigerator)
	4.8 Hrs (50W fan)		75 Hrs (12V 3W LED)		3-8 Hrs (with AC Port) 5-20 Hrs (with DC port) <small>Note: Based on CPAP's Watts</small>

3 Ways to Recharge

1. AC Wall Socket Charging: Recharge the power station with AC wall outlet about in 5.5-6 hours.
 2. Solar Panel Charging: Recharge with 100W monocrystal silicon solar panel in full sunlight about in 3-4 hours.
 - 3.Car Cigarette Charging: Recharge with car cigarette cable from 12V/24V vehicles. Charging time about 5.5-6.5 hours.
- Note: Please start car engine while using 12V vehicles charging the power station.



Solar Panel Connection Way



Please ensure the open-circuit voltage of the solar panel within 24V when using different brand solar panels.

100W solar panel recommended

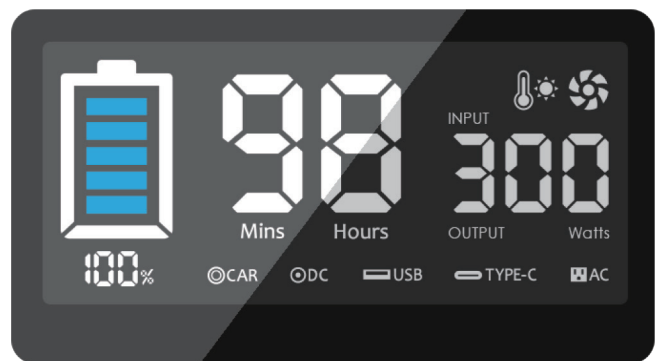


the size of input port:
5.5*2.1mm

How to Use the 300W Power Station

1. Press the power button or any other button to turn on the unit. Please turn off the port button to save battery power when not using the specific port.
2. Please read the LCD screen to recognize which port is turned on.
3. The unit supports pass-through function, so you can charge your devices while charging the power station simultaneously.

How to confirm the 280Wh generator is turned ON or turned OFF



- Ⓞ CAR DC2 button is turned on--The cigarette lighter port 12V/8A is turned on.
- Ⓞ DC DC1 button is turned on--The 3 ports of 12V/3A is turned on.
- Ⓞ USB USB button is turned on--The TYPE-C 60W is turned on.
- Ⓞ AC AC button is turned on--The 2 AC ports are turned on.

How to confirm that all the switch buttons are turned off?

Turn on the "Display" button firstly to check whether the related buttons are turned off. If all the symbols of Ⓞ CAR Ⓞ DC Ⓞ USB Ⓞ TYPE-C Ⓞ AC are not showed on the LCD display, it means that the generator is turned off.

How does the fan work?

The power station is built in smart and silent cooling fan. The fan will be automatically turned on when the unit is hotter to maintain the unit. When the temperature decrease to a certain level, the fan will be turned off.

1. Why the fan still run on when the unit is not used or plugged into any devices?

Please confirm all the switch buttons are turned off when not use it. If some switches are not turned off, even though there are no devices connected, it still has power consumption. The fan of the unit will be turned on and off in 2 hours. The generator is built in auto-sleep function to save battery energy. It will activate the economy mode and shut off automatically to stop the power output, and the fan won't turn on any more after 2 hours when not used. Please make sure all the switch buttons are turned off when store it for a long time.

2. Does the fan run and turn off during the charging this generator?

When charging the generator and your devices simultaneously, the fan will be turn on/off when up to the critical temperature point. If it is not used or plugged into any devices when charging the generator, please confirm that all the switch buttons are turned off.

FAQS and Solutions

1. Why the battery power always is 97% or 95% with no loads after it is fully charged 100%?

A: Please confirm that all the switch buttons are turned off when you don't use due to that even there is no loads, it will also have power consumption in 2 hours.

2. How to select the solar panel to charge the unit?

A: Please ensure the optimum operating voltage(VMP) of 80W-160W solar panel is within 24V. The higher power you choose, the charging speed will be faster. To have a best cost-efficient solution, 100W solar panel is recommended.

3. Does the unit has auto-sleep energy saving function?

Yes, The unit will automatically activates the energy-saving sleep mode function when there are no devices connected after 2 hours. The unit will shut down and stop power output if no devices are connected after 2 hours.

4. Can we use this battery to jump start your car battery?

No, It is not suitable for using the unit to jump start a car battery.

5. Can we charge the battery using solar panel while charging our phone at the same time?

Yes, we can due to the unit has pass-through function.

6. What kinds of protection system on this unit?

Short-circuit protection, over-current protection, over-voltage protection, low-voltage protection, over-load protection, over-temperature protection.

7. Can we power an internet router with this unit?

Yes, we can. But the run time depends on the electrical current demands of the router.

8. Can users replace the power station battery by themselves?

No, Battery replacement have to be replaced by a qualified professional team and the used battery need to be disposed properly.

9. How to reset it if the generator locks up due to overload?

It's easy to reset it and just need to turn off the AC switch button and then turn it on again.

10. Why the AC adapter get hot when charging the 300w generator?

The power adapter get hot is normal when charging the generator. The AC power adapter has qualified UL certification. Please feel free to use it. In summer, the weather is hot, the temperature at the bottom of the adapter may reach about 162 ℉ and the surface temperature maybe exceed 149 ℉, but this temperature is within the scope of UL certification.

Warm Tips:

1. The power station is built in lithium battery, please avoid fire sources to reduce associated hazardous risks.
2. Don't use the product in the water or a damp environment.
3. Don't use it when the product is damaged.
4. Turning off the power to save electricity if not use for a long time to extend the battery life.
5. Please charge the battery every three month if not used for a long time.
6. Please charge your devices which is within 300 watts or the 300W battery will be turned off automatically due to over-load and over-voltage protection.

Warranty & Customer Service Support

Thanks for your purchase our 300W portable power station. If you have any questions, please feel free to contact us at any time. We offer 7x24h friendly customer service. Your valuable opinions and suggestions are highly appreciated. Welcome to leave your real and objective comment for our product and our customer service to help other buyers for reference. The SGR-PPS300-2 is covered a warranty of 5 years from the date of its original purchase.

Any queries, please directly contact us via:

✉ allweiservice@outlook.com

Kindly Remind:

Please note this: we just only provide after sales service for products purchased directly from us, if you have purchased this item from other sellers, please contact them directly for services or warranty issues.

